

**SRI MANAKULA VINAYAGAR ENGINEERING COLLEGE
UNIT OF SRI MANAKULA VINAYAGA EDUCATIONAL TRUST
BALANCE SHEET AS AT 31.03.2016**


(In Rs.)

| Particulars | Schedule | As at 31.03.2016 |
|--|----------|---------------------|
| SOURCES OF FUNDS | | |
| Corpus & Trust Funds | 1 | 34,34,92,380 |
| | | 34,34,92,380 |
| Loan Funds : | | |
| Secured Loans | 2 | 63,66,83,627 |
| Unsecured Loans | 3 | (3,79,97,400) |
| | | 59,86,86,227 |
| | | |
| Total | | 94,21,78,607 |
| APPLICATION OF FUNDS | | |
| Fixed Assets: | | |
| Net Block | 4 | 83,47,27,607 |
| Current Assets, Loans and Advances: | | |
| Sundry Debtors | 5 | 3,90,19,482 |
| Cash and Bank Balances | 6 | 8,38,80,905 |
| Other Current Assets | 7 | 20,47,001 |
| Loans and Advances | 8 | 42,87,687 |
| | | 12,92,35,075 |
| Less: Current Liabilities and Provisions: | | |
| Liabilities & Provisions | 9 | 2,17,84,074 |
| | | |
| Net Current Assets | | 10,74,51,001 |
| | | |
| Total | | 94,21,78,607 |
| | | 0 |

The Schedules referred to above form an integral part of the Accounts.

As per our report of even date

for Vaithianathan & Co.,
Firm Registration No. 011805S
Chartered Accountants



CA V. Meenakshi Sundar
Partner
M.No. 212774

Place: Pondicherry
Date : 01.02.2017



Sri Manakula Vinayaga Educational Trust


M. Dhanasekaran
Chariman &
Managing Director


V. Sugumaran
Vice Chairman

**SRI MANAKULA VINAYAGAR ENGINEERING COLLEGE
UNIT OF SRI MANAKULA VINAYAGA EDUCATIONAL TRUST
INCOME & EXPENDITURE STATEMENT FOR THE YEAR ENDED 31.03.2016**


(In Rs.)

| Particulars | Schedule | As at | 31.03.2016 |
|-----------------------------------|----------|-------|--------------|
| | | | |
| INCOME | | | |
| Direct Income | 10 | | 22,54,11,600 |
| Indirect Income | 11 | | 2,56,87,060 |
| | | | 25,10,98,660 |
| EXPENDITURE | | | |
| Staff Cost | 12 | | 10,57,31,224 |
| Operating and Other Expenses | 13 | | 3,39,17,454 |
| Depreciation | | | 2,18,46,817 |
| Interest & Financial Charges | 14 | | 8,46,87,363 |
| | | | 24,61,82,858 |
| Excess of Income over Expenditure | | | 49,15,802 |
| Surplus Transferred to Trust Fund | | | 49,15,802 |

The Schedules referred to above form an integral part of the Accounts.

As per our report of even date

for Vaithianathan & Co.,
Firm Registration No. 011805S
Chartered Accountants



CA V. Meenakshi Sundar
Partner
M.No. 212774

Place: Pondicherry
Date : 01.02.2017



Sri Manakula Vinayaga Educational Trust


M. Dhanasekaran
Chariman &
Managing Director


V. Sugumaran
Vice Chairman

**SRI MANAKULA VINAYAGAR ENGINEERING COLLEGE
UNIT OF SRI MANAKULA VINAYAGA EDUCATIONAL TRUST
SCHEDULES TO ACCOUNTS**

| Particulars | As at 31.03.2016 |
|--|----------------------|
| 1. CAPITAL | |
| Corpus Fund | 1,27,45,001 |
| Trust Fund : | |
| - Opening Balance | 32,58,31,577 |
| - Add : Current Year Surplus | 49,15,802 |
| - Closing Balance | 33,07,47,379 |
| | |
| Total | 34,34,92,380 |
| 2. SECURED LOANS | |
| Term Loan from Indian Bank | 58,56,69,793 |
| Overdraft Facility from Indian Bank | 5,10,13,834 |
| Term Loan from Other Banks | - |
| Term Loan from Others | - |
| | |
| | 63,66,83,627 |
| 3. UNSECURED LOAN | |
| Unsecured Loans | |
| - From Mailam Subramanya Swamy Educational Trust | (3,90,87,900) |
| - From Others | 10,90,500 |
| | (3,79,97,400) |
| 4. NET FIXED ASSETS | |
| - At Cost less Accumulated Depreciation [Including Capital Work in progress] | 83,47,27,607 |
| | 83,47,27,607 |
| 5. SUNDRY DEBTORS [Unsecured - considered good] | |
| Fee Receivable | 1,29,69,479 |
| Others Recoverables | 2,60,50,003 |
| | 3,90,19,482 |
| 6. CASH AND BANK BALANCES | |
| Cash on Hand | 4,49,769 |
| Bank Balances- In SB/CA Accounts | 2,65,47,355 |
| Bank Balances- In Fixed Deposits | 5,68,83,781 |
| | 8,38,80,905 |



| Particulars | |
|---|--------------------|
| 7. OTHER CURRENT ASSETS | |
| Closing Stock - Medicines | - |
| Deposits | 20,47,001 |
| Interest Accured on Fixed Deposit | - |
| TDS Receivable | - |
| | 20,47,001 |
| 8. LOANS AND ADVANCES | |
| Other Loan & Advances | 37,64,609 |
| Staff Advance | 5,23,078 |
| | 42,87,687 |
| 9. CURRENT LIABLITIES AND PROVISIONS | |
| Caution Deposit | 9,70,50,000 |
| PF and ESI Payable | 2,543 |
| Provision for Expenses | 81,51,468 |
| Rent Advance | - |
| TDS Payable | 4,92,027 |
| Sundry Creditors | 7,01,36,317 |
| VAT Payable | - |
| Branch Accounts | (15,40,48,281) |
| | 2,17,84,074 |



| Particulars | Year ended 31.03.2016 |
|-----------------------------------|--------------------------|
| 10. DIRECT INCOME | |
| Tution Fee | 22,54,11,600 |
| Hospital Income / Other Receipts | - |
| | 22,54,11,600 |
| 11. INDIRECT INCOME | |
| Hostel Facility (Net) | 30,77,727 |
| Interest Income | 4,49,155 |
| Other Income | 25,73,133 |
| Receipts for Books,Records, etc., | 18,32,140 |
| Other Receipts | 1,76,18,961 |
| Rent Receipts | - |
| Transport Facility (Net) | 1,35,944 |
| | 2,56,87,060 |



SRI MANAKULA VINAYAGAR ENGINEERING COLLEGE

SCHEDULE TO ACCOUNTS

4 - B . FIXED ASSETS

| Sl.No | Name of Assets | Opening | Additions | | Transfer | Gross Assets | Depreciation | Net Assets |
|-------|--|---------------------|--------------------|--------------------|----------|---------------------|--------------------|-----------------------|
| | | 01-Apr-15 | Before 30-Sep-15 | After 30-Sep-15 | | | | Cl .Balance 31-Mar-16 |
| | LAND & DEVELOPMENT | 5,69,54,971 | 10,97,099 | 21,24,355 | | 6,01,76,425 | 31-Mar-16 - | 6,01,76,425 |
| | BUILDING RATE 10% | | | | | | | |
| 1 | BUILDING | 2,39,15,408 | | | | 2,39,15,408 | 23,91,541 | 2,15,23,868 |
| 2 | BUILDING UNDER CONSTRUCTION | 46,92,55,932 | 9,60,24,514 | 7,75,93,224 | | 64,28,73,670 | - | 64,28,73,670 |
| 3 | SHED RCC | 82,311 | | | | 82,311 | 8,231 | 74,080 |
| | FURNITURE & FIXTURES RATE 10% | | | | | | | |
| 1 | DRAWING EQUIPMENT | 6,756 | | | | 6,756 | 676 | 6,080 |
| 2 | FURNITURE & FITTINGS | 3,30,30,970 | 7,47,205 | 5,61,532 | | 3,43,39,707 | 34,05,894 | 3,09,33,813 |
| 3 | TABLES | 33,958 | | | | 33,958 | 3,396 | 30,562 |
| | PLANT & MACHINERY RATE 15% | | | | | | | |
| 1 | A/C MACHINE | 45,99,125 | - | 56,500 | | 46,55,625 | 6,94,106 | 39,61,519 |
| 2 | BOOKS & PERIODICALS | 16,53,106 | - | 8,176 | | 16,61,282 | 2,48,579 | 14,12,703 |
| 3 | ELECTRICAL FITTINGS | 1,19,01,220 | 2,53,364 | 30,60,457 | | 1,52,15,041 | 20,52,722 | 1,31,62,319 |
| 4 | ELECTRICAL INSTRUMENT | 6,12,551 | - | - | | 6,12,551 | 91,883 | 5,20,669 |
| 5 | FM RADIO | 2,43,072 | - | - | | 2,43,072 | 36,461 | 2,06,611 |
| 6 | KITCHEN EQUIPMENTS | 73,993 | - | 37,995 | | 1,11,978 | 13,947 | 98,031 |
| 7 | LAB EQUIPMENTS | 1,63,77,594 | 4,237 | 3,97,064 | | 1,67,78,895 | 24,87,054 | 1,42,91,840 |
| 8 | LIBRARY BOOKS | 34,29,179 | 10,79,001 | 99,000 | | 46,07,180 | 6,83,652 | 39,23,528 |
| 9 | OFFICE EQUIPMENTS | 7,96,284 | - | - | | 7,96,284 | 1,19,443 | 6,76,841 |
| 10 | Motor | 31,244 | - | - | | 31,244 | 4,687 | 26,557 |
| 11 | PLANT & MACHINERY | 3,86,99,005 | - | 9,500 | | 3,87,08,505 | 58,05,563 | 3,29,02,942 |
| 12 | SPORTS MATERIALS | 2,56,429 | 14,500 | | | 2,70,929 | 40,639 | 2,30,290 |
| 13 | TV | 15,995 | | 22,000 | | 37,995 | 4,049 | 33,946 |
| 14 | VAN | 2,953 | 48,773 | | | 51,726 | 7,759 | 43,967 |
| 15 | GENERATOR 160 kva | 3,95,989 | | | | 3,95,989 | 59,398 | 3,36,590 |
| 16 | GENERATOR 50 kva | 51,774 | | | | 51,774 | 7,766 | 44,008 |
| 17 | Hostel Vessels | 54,054 | 14,003 | 3,931 | | 71,988 | 10,503 | 61,485 |
| 18 | Transformer | 5,13,850 | | | | 5,13,850 | 77,077 | 4,36,772 |
| 19 | XEROX MACHINE | 3,67,797 | 52,500 | - | | 4,20,297 | 63,045 | 3,57,252 |
| 20 | LCD PROJECTOR | 13,36,283 | - | - | | 13,36,283 | 2,00,443 | 11,35,841 |
| 21 | DLP PROJECTOR | 3,26,007 | | | | 3,26,007 | 48,901 | 2,77,106 |
| 22 | INTERIOR AND PARTITION WORK | 29,85,387 | - | 20,594 | | 30,05,981 | 4,49,353 | 25,56,628 |
| | RATE 60% | | | | | | | |
| 1 | COMPUTER | 16,75,463 | 2,70,000 | 1,70,971 | | 21,16,434 | 12,18,569 | 8,97,865 |
| 2 | SOFTWARE | 22,46,323 | - | 8,78,955 | | 31,25,278 | 16,11,480 | 15,13,798 |
| | TOTAL | 67,19,24,974 | 9,96,05,196 | 8,50,44,254 | - | 85,65,74,423 | 2,18,46,817 | 83,47,27,607 |

